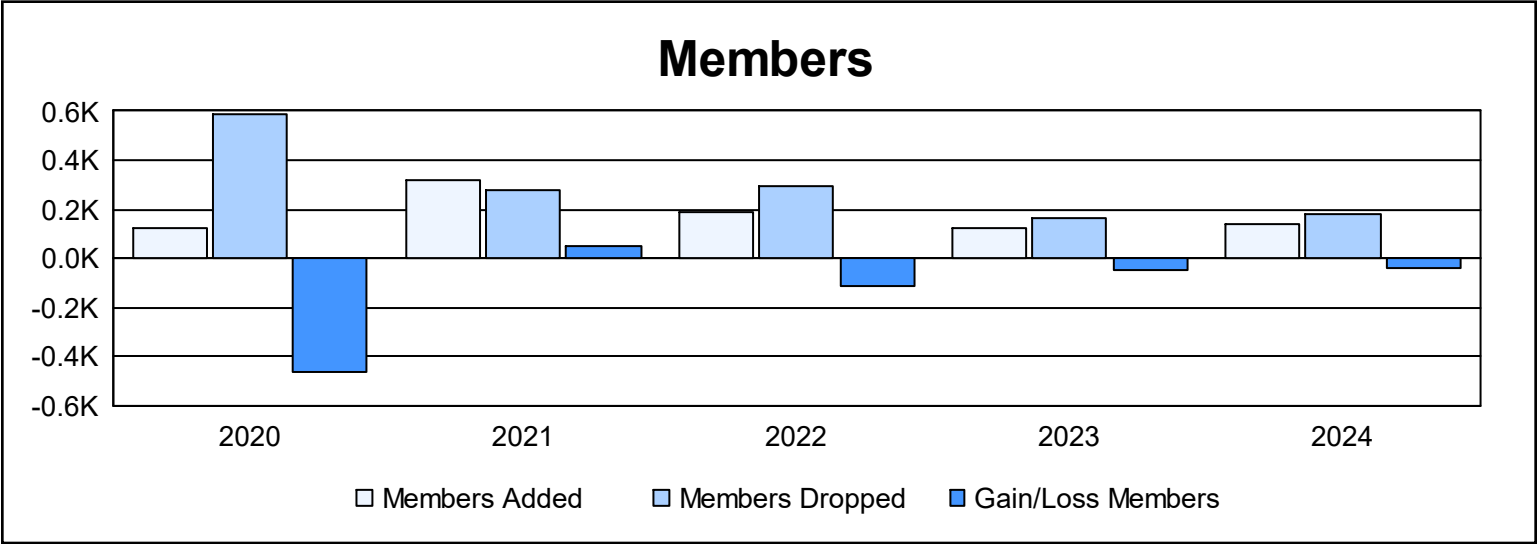
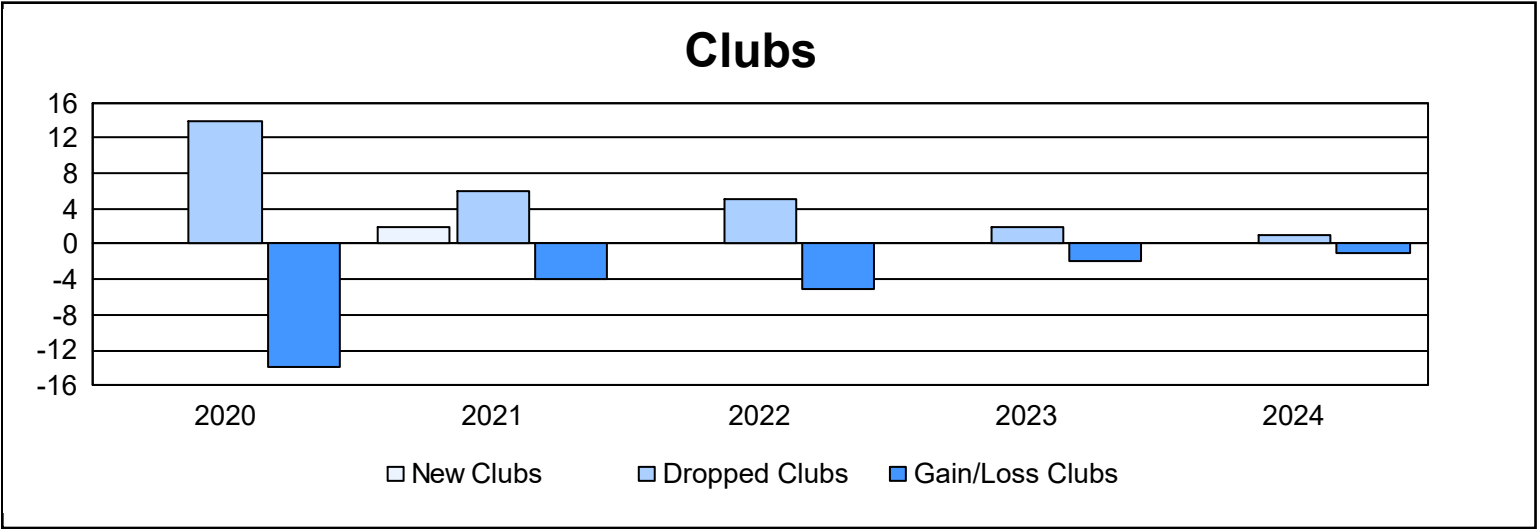
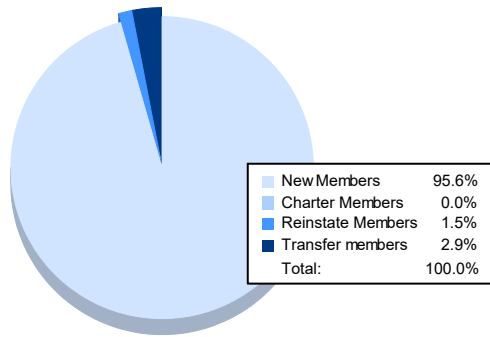


| Year      | New Clubs | Dropped Clubs | Gain/ Loss Clubs | New Members | Charter Members | Reinstate Members | Transfer Members | Total Member Added | Total Members Dropped | Gain/ Loss Members |
|-----------|-----------|---------------|------------------|-------------|-----------------|-------------------|------------------|--------------------|-----------------------|--------------------|
| 2019-2020 | 0         | 14            | -14              | 107         | 1               | 5                 | 10               | 123                | 584                   | -461               |
| 2020-2021 | 2         | 6             | -4               | 261         | 47              | 3                 | 10               | 321                | 274                   | 47                 |
| 2021-2022 | 0         | 5             | -5               | 169         | 2               | 9                 | 6                | 186                | 298                   | -112               |
| 2022-2023 | 0         | 2             | -2               | 116         | 0               | 2                 | 4                | 122                | 167                   | -45                |
| 2023-2024 | 0         | 1             | -1               | 131         | 0               | 2                 | 4                | 137                | 180                   | -43                |
| Average   | 0         | 6             | -5               | 157         | 10              | 4                 | 7                | 178                | 301                   | -123               |



## Membership Composition June 2024 Cumulative



## Gender Composition June 2024 Cumulative

